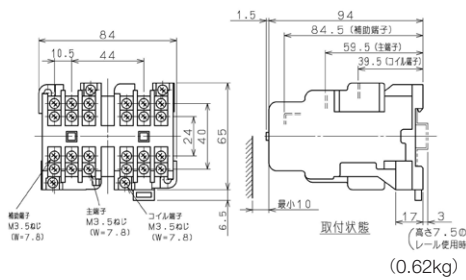
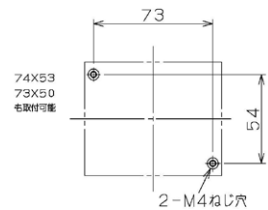
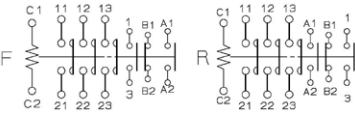
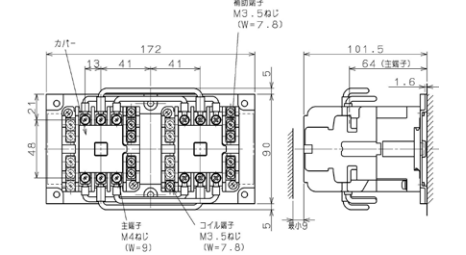
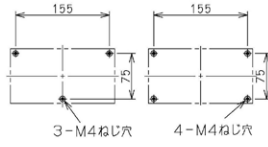
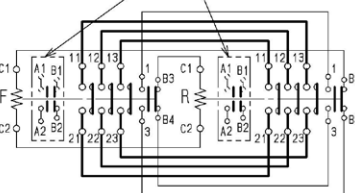
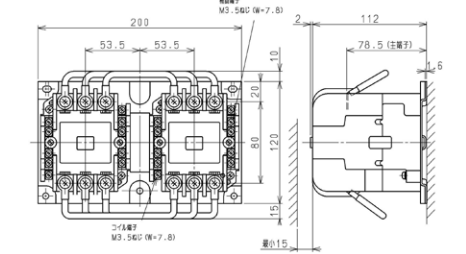
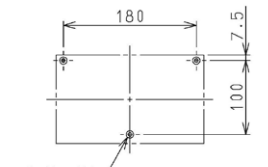
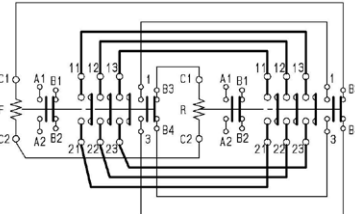
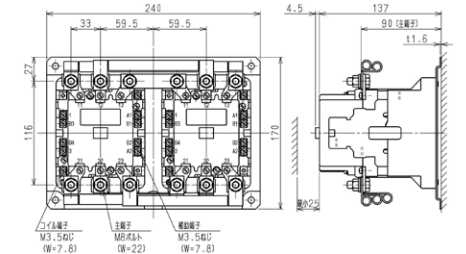
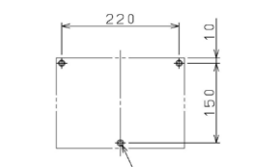
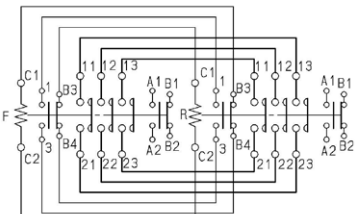
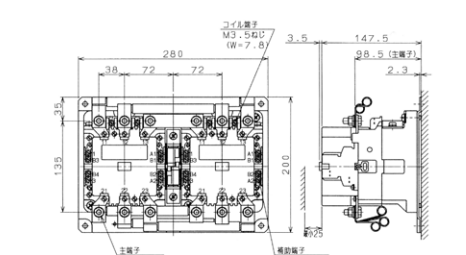
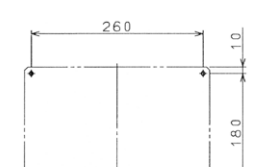
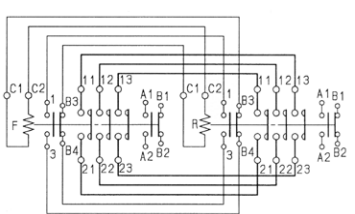
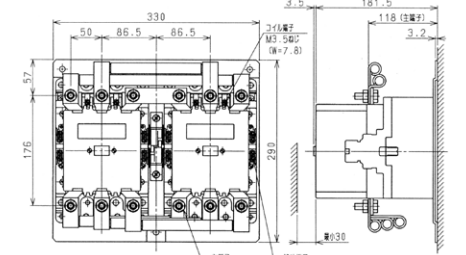
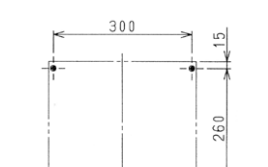
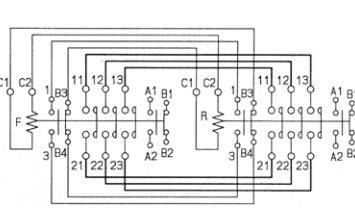


形式	寸法図 (製品質量)	せん孔図	接点構成図
H10B-RH	 <p>取付状態 (高さ7.5のレベル使用時) (0.62kg)</p>	 <p>2-M4ねじ穴</p>	
H20-RH	 <p>(1.2kg)</p>	 <p>3-M4ねじ穴 4-M4ねじ穴</p> <p>右図でも取付可能</p>	<p>補助接点2a2b×2の場合 この接点が追加されます。</p> 
K30N-ERHI K50N-ERHI	 <p>(3kg)</p>	 <p>3-M5ねじ穴</p>	
K60N-ERHI K100N-ERHI	 <p>(5kg)</p>	 <p>3-M6ねじ穴</p>	
K120N-ERHI	 <p>(7.5kg)</p>	 <p>3-M6ねじ穴</p> <p>横取付はしないでください。</p>	
K200N-ERHI	 <p>(16kg)</p>	 <p>3-M8ねじ穴</p> <p>横取付はしないでください。</p>	

(備考) 1. 30Nフレームには従来形30Nフレームとの取付互換用穴がついています。
2. W=端子幅