210642

TYPE1

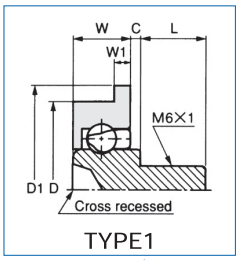

TYPE1

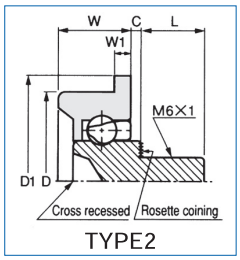

TYPE2


TYPE3

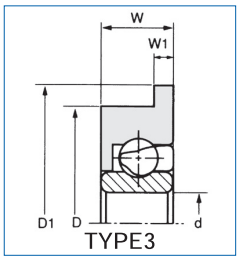

TYPE3

■DFシリーズ(片側フランジ形)寸法・価格

単位：mm

呼び番号	価格	$D_{-0.1}^{0}$	$D1^{\pm0.2}$	$d^{+0.1}_{0}$	$W_{-0.2}^{0}$	W1	$L_{\pm0.5}$	荷重 N	形状	呼び番号	価格	$D_{-0.1}^{0}$	$D1^{\pm0.2}$	$d^{+0.1}_{0}$	$W_{-0.2}^{0}$	W1	$L_{\pm0.5}$	荷重 N	形状
DF-17-B0.5	**215**	17	19	–	6	1	8	49	1	DF-19-H6	**270**	19	22	6	7	1.5	–	147	3
DF-22-B0.5	**190**	22	26	–	7	2	8	196	1	DF-22-H6	**215**	22	26	6	7	2	–	196	3
DF-26-B1	**215**	$26^{\pm0.2}$	32	–	$11^{\pm0.2}$	3	8	196	2	DF-23-H10	**320**	23	24.75	10	$8^{\pm0.2}$	1.5	–	98	3
DF-26-B2	**270**	$26^{\pm0.2}$	32	–	$11^{\pm0.2}$	3	8	196	2	DF-30-H10-3	**270**	30	34	10	$8.5^{\pm0.2}$	3	–	245	3
DF-17-H6	**320**	17	19	6	6	1	–	49	3	DF-32-H12	**1,340**	32	36	12	10	3	–	245	3

注）許容荷重は外輪回転毎分300回回転時の値です。

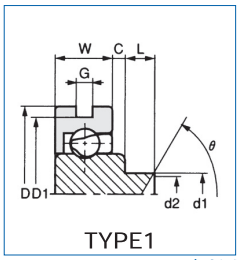

TYPE1


TYPE2

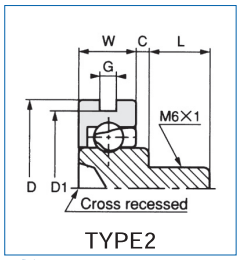

TYPE2


TYPE3

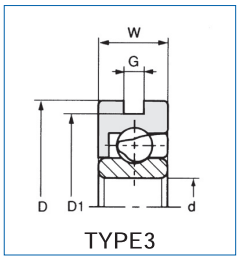

TYPE3

■DHシリーズ(外周凹溝形)寸法・価格

単位：mm

呼び番号	価格	$D^{\pm0.2}$	$D1^{\pm0.2}$	$d^{+0.1}_{0}$	$d1_{-0.1}^{0}$	$W_{-0.2}^{0}$	$L_{\pm0.2}$	$G^{\pm0.2}$	形状	呼び番号	価格	$D^{\pm0.2}$	$D1^{\pm0.2}$	$d^{+0.1}_{0}$	$d1_{-0.1}^{0}$	$W_{-0.2}^{0}$	$L_{\pm0.5}$	$G^{\pm0.2}$	形状
DH-16-A0.5	**215**	19	16	–	5	6	3.5	2.1	1	DH-19-H6-2	**270**	22	19	6	–	7	–	2	3
DH-16-B0.5	**215**	19	16	–	–	6	$8^{\pm0.5}$	2.1	2	DH-19-H6-2.5	**295**	22	19	6	–	7	–	2.5	3
DH-16-B1	**295**	19	16	–	–	6	$8^{\pm0.5}$	2.1	2	DH-21-H6-2	**310**	24	21	6	–	7	–	2	3
DH-19-B0.5-2	**320**	22	19	–	–	7	$8^{\pm0.5}$	2	2	DH-21-H6-3	**295**	24	21	6	–	7	–	3	3
DH-21-B0.5-2	**320**	24	21	–	–	7	$8^{\pm0.5}$	2	2	DH-21-H6-3.2	**295**	24	21	6	–	7	–	3.2	3
DH-16-H5	**270**	19	16	5	–	6	–	2.1	3										

TYPE1

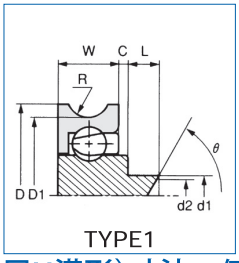

TYPE1

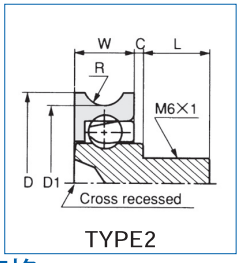

TYPE2

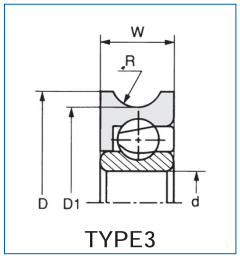

TYPE3

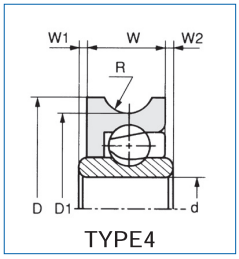

TYPE4

■DUシリーズ(外周U溝形)寸法・価格

単位：mm

呼び番号	価格	$D^{\pm0.2}$	$D1^{\pm0.1}$	$d^{+0.1}_{0}$	$d1_{-0.1}^{0}$	$W_{-0.2}^{0}$	$L_{\pm0.2}$	R	形状	呼び番号	価格	$D^{\pm0.2}$	$D1^{\pm0.1}$	$d^{+0.1}_{0}$	$d1_{-0.1}^{0}$	$W_{-0.2}^{0}$	L	R	形状
DU-19-A0.5	**160**	19	17	–	5	6	3.5	1.75	1	DU-19-H5	**160**	19	17	5	–	6	–	1.75	3
DU-22-A1	**135**	22	19.2	–	5	7	3.5	2.5	1	DU-22-H6	**150**	22	19.2	6	–	7	–	2.5	3
DU-24-A1	**135**	24	21.2	–	5	7	3.5	2.5	1	DU-24-H6	**135**	24	21.2	6	–	7	–	2.5	3
DU-26-A1	**135**	26	23.2	–	5	7	3.5	2.5	1	DU-26-H6	**135**	26	23.2	6	–	7	–	2.5	3
DU-19-B0.5	**160**	19	17	–	–	6	$8^{\pm0.5}$	1.75	2	DU-30-H6-M	**270**	30	25.7	6	–	$7^{\pm0.2}$	–	2.5	3
DU-19-B2	**215**	19	17	–	–	6	$8^{\pm0.5}$	1.75	2	DU-30-H10	**295**	30	26	10	–	$8^{\pm0.2}$	–	2.5	3
DU-22-B0.5	**150**	22	19.2	–	–	7	$8^{\pm0.5}$	2.5	2	DU-22-H6W0.5	**255**	22	19	6	–	7	–	2.5	4
DU-22-B6	**270**	22	19.2	–	–	7	$8^{\pm0.5}$	2.5	2	DU-22-H6W1	**270**	22	19.2	6	–	7	–	2.5	4
DU-24-B0.5	**150**	24	21.2	–	–	7	$8^{\pm0.5}$	2.5	2	DU-28-H6W1	**270**	28	24	6	–	7	–	2.5	4
DU-26-B0.5	**180**	26	23.2	–	–	7	$8^{\pm0.5}$	2.5	2	DU-35-H6W1	**405**	35	31	6	–	7	–	2.5	4
DU-30-B5	**320**	30	28	–	–	7	$8^{\pm0.5}$	3	2	DU-40-H6W0.5	**270**	40	36	6	–	$8^{\pm0.2}$	–	2.5	4

RoHS